



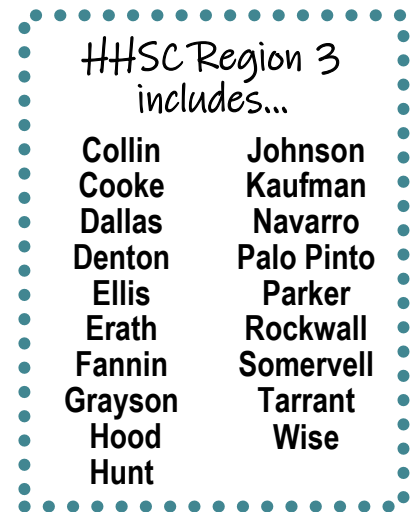
How to utilize your regional PRC





The Prevention Resource Center provides information about substance use to the communities located within the 19 counties of Texas Health and Human Services Commission Region 3. Our team tracks data, provides trainings, supports community programs and partners, and connects people and organizations with resources in an effort to reduce the incidence and impact of substance use in North Texas. Our resources and services are always free of charge, so let us know how we can be of service to you!

We offer...

- Educational presentations for both adults and youth
- Professional trainings (CEU's available)
- Educational materials (including brochures and DVD's)
- Red Ribbon Week Resources
 - *Speakers
 - *Bracelets/stickers
 - *Activity/color sheets
- Regional and county level data
 - *Annual Regional Needs Assessment
 - *County specific fact sheets
- Focus group and survey facilitation
- Community Restitution Program
 - *Satisfy court-ordered community service for minor (under 21) drug/alcohol offenses.













Stay tuned in...

- **PRC Website:** Check out our website at prc3.org to see the latest from the PRC! You can request resources and speakers, view and request trainings, find current data, and more!
- **PRC Newsletter/Updates:** Send an email to prc3rrc@gmail.com to **subscribe to our quarterly e-newsletter and e-blasts** so you can stay up to date on the latest prevention news and events for Region 3.
- **Follow us on social media!**  

2020 REGIONAL NEEDS ASSESSMENT KEY FINDINGS

The Prevention Resource Center Region 3 maintains a Central Data Repository on risk and protective factor indicators of substance use. Below is a snapshot of county-wide data in Denton County. Check out the full Regional Needs Assessment under the "Data" tab on our website: www.PRC3.org. Or send our Data Coordinator an email: k.ibrahimhashim@recoverycouncil.org.

- 1  In 2020, Collin County's population makeup was approximately 57% White Alone, 20% Hispanic, 11% Black Alone, 9% Asian and 3% identifying as a race Other than listed. (Texas Demographic Center)
- 2  Denton County saw an estimated 7% population increase from 2017-2020 (Texas Demographic Center)
- 3  In 2018, Denton County had the second highest per capita income of all Region 3 counties at \$39,535. Denton county has a higher per capita than Region 3 and Texas [\$33,568 and \$30,143]. (U.S. Census Bureau)
- 4  In 2018-2019 school year, the rate of homeless students in Denton county was 11.7 per 1000 students. (Texas Education Agency)
- 5  In 2018, there was 1,186 solid lbs. of marijuana, 4 solid lbs of opiates (morphine, heroin and codeine) and 2 solid lbs of methamphetamines seized in Denton County. (Texas Department of Public Safety)
- 6  For the 1999-2018 period, the age-adjusted suicide rate was 9.9 per 100,000 population in Denton County. (CDC WONDER)
- 7  Of the six counties surveyed, Denton County had the highest percentage of "weekly" alcohol consumption in the household at 18% in 2018. (Cook Children's Center for Children's Health)
- 8  In 2018, when asked how often they talk to their child about drugs and alcohol, 32% of Denton County parents answered "seldom or never". This is the highest percentage of the six counties surveyed. (Cook Children's Center for Children's Health)
- 9  In 2018, Denton County had the second highest rate of EMS calls for overdoses in Region 3. (Texas Department of State Health Services)
- 10  As of April 2020, Denton County had 11 licensed substance abuse and 9 mental health treatment providers. (SAMHSA)



Providing hope, conquering addiction, healing families.

Recovery Resource Council is North Texas' largest non-profit organization dedicated to prevention, intervention and treatment of alcohol, substance use disorder and behavioral health issues. With campuses in Fort Worth, Dallas and Denton, The Council's programs impact 110,000 children, adolescents and adults in 19 counties annually. For more information on programs and resources, visit recoverycouncil.org.

RESOURCES OFFERED

- ◇ Presentations for Adults and Students
- ◇ Red Ribbon Week Resources
- ◇ Health and Resource Fairs
- ◇ Video and Resource Library
- ◇ Focus Groups and Surveys
- ◇ School-based Programs (K-12th grade)
- ◇ Professional Development and Trainings
- ◇ Peer Recovery Services
- ◇ CPS-approved Parenting Classes
- ◇ Substance Misuse Screenings and Referrals
- ◇ Outpatient Treatment
- ◇ Veteran Counseling Services
- ◇ State-approved DWI, DOEP, ROEP classes
- ◇ Court-approved youth community service program

FOR MORE INFORMATION

North Campus

306 North Loop 288
Denton, Texas 76209
817-332-6329

East Campus

1349 Empire Central Dr, #800
Dallas, Texas 75247
214-522-8600

West Campus

2700 Airport Freeway,
Fort Worth, Texas 76111
817-332-6329

Our mission is to promote wellness and recovery from alcohol and substance use disorders and trauma.